



## “Easter Bunny Likes To Hop”




Dear Parents and Children,

April has brought many nice events and times. At the beginning of the month, we celebrated Easter with an Easter workshop altogether. We were happy to see you again and had a chance to talk to you. Then, the Easter bunny hopped into our garden and hid some chocolate eggs for the children. They were looking for them and had fun. After the Easter holiday, children and parents joined in the “Big Battery Hunt” to help the planet Earth. The children continued taking care of and cleaning up our garden on the 21<sup>st</sup> of April. They were cleaning and sorting trash into three trash bags. Furthermore, they followed red arrows and collected little bunnies with batteries on their backs to save the planet Earth.

In conclusion, we would like to thank you for your support and participation.



*“What we learn becomes a part of who we are.”*





# OSTRAVA BILINGUAL KINDERGARTEN


## 4<sup>th</sup> April, Easter Workshop



## 5<sup>th</sup> April, Easter Hunt



## 21<sup>st</sup> April, Earth Day



*"What we learn becomes a part of who we are."*





# OSTRAVA BILINGUAL KINDERGARTEN

## A Glance Into Our Classrooms:

### Our goals are to:

- allow the children to get an awareness of life on planet Earth,
- learn about life cycles and the life cycle of a flower,
- develop their observing and exploring skills,
- develop English communication skills, and express ideas in complete sentences,
- develop their environmental skills.
- acquire knowledge on the international celebrations in the month of April “Easter and Earth Day.”




## Little Tigers

### Art/ Craft: *Our crafts this month were:*

- “Snowdrop” – craft
- “The Planet Earth - art
- ” Flowers In Vase – craft

**Knowledge:** Children have learned about nature’s changes in spring and the importance of farm animals for humans. They also developed their knowledge of spring flowers. They observed them and learned about the life cycle of a flower. Names of various insects, their body parts, and life cycles. We also discussed life on the farm, learnt about farm animals, their youth, their sounds,

*“What we learn becomes a part of who we are.”*







## PORG OSTRAVA BILINGUAL KINDERGARTEN

and products. They practiced distinguishing sizes. Review of shapes, numbers. Opposites learning, then comparative and superlative practice.



**Jolly Phonics:** Children finished the 6<sup>th</sup> group. Reception children practiced and developed their handwriting in Jolly Phonics Worksheets. They also tried to recognize these sounds in the vocabulary of the farm animals, nature, and flowers that they learned in April. Younger groups developed their fine gross skills and knowledge in activities, and games supported with Jolly Phonics Learning. They practiced the right pronunciation and developed their vocabulary. Alphablocks videos were watched for sound practicing and work with Jolly Phonics Classroom.

Games and activities: "Take an X-RAY" - x sound activity, review of body parts

"Choo-choo Train" - ch sound learning


"Hush hush hush" - sh sound learning

"The Two Clowns" - th sound learning, the right pronunciation practice

"Spring Gardening" - to name a flower and put it to the right sound

garden.


*"What we learn becomes a part of who we are."*





### Songs & Rhymes:

- "I Love Spring" - song
- "Old McDonald Had a Farm- song
- "A Hen Has A Chick"-rhyme
- "Jolly Phonics "- song
- "Zajíček"- rhyme
- "Kuřátko"- rhyme
- "Na našem dvoře"- rhyme



### Little Fishes

**Art/ Craft:** *Our crafts this month were:*

- "Natural Easter" Art workshop with parents and children, crafting easter decorations of natural materials.
- "Paper flower beds" - flowers made of folded and pasted pieces of paper.

*"What we learn becomes a part of who we are."*






# PORG OSTRAVA BILINGUAL KINDERGARTEN

- “Birdie nest!”- paper and straw craft of a bird’s nest.
- “At the farm and in the house”- handprint and drawing craft of farm animals.



## Knowledge:

The children learnt about the traditions surrounding Easter, the characteristics and live elements of spring, they enriched their spoken word by finding synonyms and antonyms. They further developed their space and time awareness. They improved their memory by repeating short sentences and rows of unrelated words (3-6 words). Their English vocabulary expanded through spelling, repeating, singing and reciting.



*“What we learn becomes a part of who we are.”*







### Jolly Phonics:

The children started the 6th group of sounds and continued expanding their pre-reading and phonic skills. Reception children practiced and developed their handwriting in Jolly Phonics worksheets. They also practiced blending and segmenting words and observed the first and last sound in a short word. Younger groups developed their fine and gross motor skills in games supported with Jolly Phonics Learning. Alpha blocks videos were watched, and we sang Jolly songs to improve pronunciation.




Games and activities: “Find the pair!”- revision of 5th sound group, memory game of words and the sound they represent.

“Xs all over the place” - “x” sound, soft dough, fine motor skill practice with the younger children and reproduction of the sound.

“Choo-choo train!” – “ch” sound practice and train motion game

### Songs & Rhymes:

- “Krávy, krásy, jak si vlastně povídáte” song.
- “Spring is here” rhyme.
- “Ladybug, butterfly, bumblebee” song.
- “Roots, stem, leaves and flowers” song.
- Rhythmizing: accompaniment of folk songs on Orff instruments and body.



*“What we learn becomes a part of who we are.”*



APRIL 2023



OSTRAVA  
**BILINGUAL KINDERGARTEN**


**Important Dates:**

**11<sup>th</sup> May, King Charles III Coronation and After Party.** You have already been informed via email.

**12<sup>th</sup> May, Swimming Course.** You have already been informed.

**Graduation.** You will be informed in advance.

Have a lot of love in May!



*"What we learn becomes a part of who we are."*

